

You Can Help Prevent Accidents



As a parent, you play an essential role in the safety of your children.

You have probably thought about car seat safety, cords on window coverings, and how to prevent drowning or burns. But what about laundry safety?

Children act fast and accidents can happen in an instant. Accidents involving liquid laundry packets can easily be prevented with safe use and storage.

You can make a difference by ensuring you and your friends and family are properly using and storing liquid laundry packets by keeping them up high and out of reach of young children.



About ACI: ACI is dedicated to improving the health and quality of life of consumers through sustainable cleaning products and practices.

About The Key Pledge campaign: The KEY Pledge campaign has been educating parents and caregivers on the importance of practicing laundry safety at home and around young children since 2013.

Prevention is simple.

1. Make it a habit to always store packets out of reach and sight of children
2. Always store laundry packets in their original container or pouch until they are ready to be used
3. Do not let children handle laundry packets
4. Be sure to read the product label before use

The liquid in these pre-measured packets is harmful if put in the mouth, swallowed, or gets in the eye. Immediately call Poison Help at **1-800-222-1222** if there is an accident.

Locking detergent packets up in a cabinet is an effective way to keep these products out of reach of young children, especially when little ones begin exploring closets and cabinets at an early age.







See more safety tips at keypledge.com.



american cleaning institute®
for better living

Can I Play With This?

DIRECTIONS: Use this activity sheet with your child to reinforce which items in your home they can play with. You will need a box of crayons for this activity. Help your child identify the items below they can play with by using a green crayon to color in the check mark next to those items. Then, help your child find the items they should *never* play with by using a red crayon to color in the X next to those items.



REMEMBER: As a parent, you can help prevent accidents in your home by teaching your child about household dangers. Be sure to remind them that all household cleaners including liquid laundry packets are OFF LIMITS and should NEVER be handled by children.